

The Day I Swapped My Dad for Two Goldfish

by Neil Gaiman



ACTIVITY: MAKE TWO GOLDFISH!



SUPPLIES:

- Orange and yellow tissue paper
- 2 cotton balls
- Glue
- Construction paper
- Yarn or pipe cleaner



DIRECTIONS:

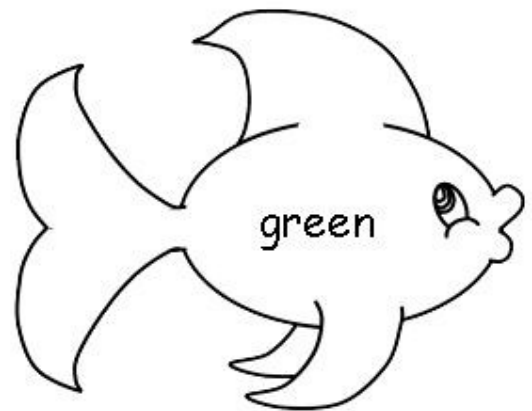
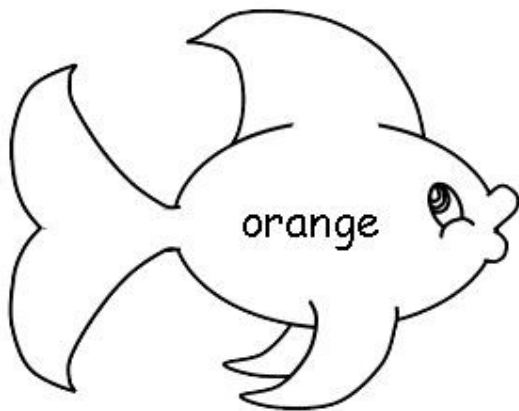
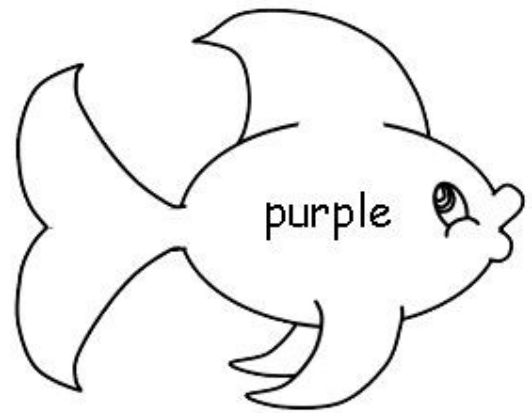
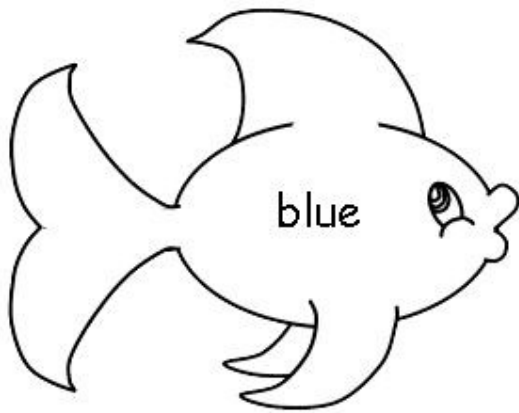
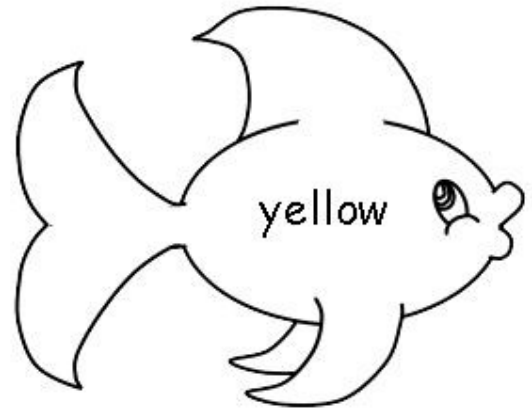
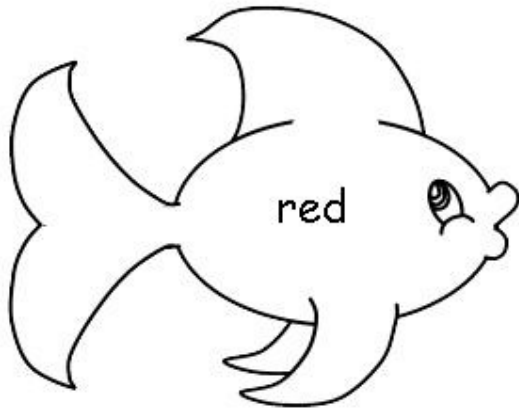
1. Scrunch a piece of tissue paper up in a ball the size of your fist.
2. Cover it with another piece of tissue paper and tape it to secure it.
3. Cut tissue paper into one rectangle for the tail and 2 smaller rectangles for the fins.
4. Grab one small rectangle from the center and fan out the edges and glue on to the side for a fin.
5. Repeat with the other fin, and the larger rectangle for the tail.
6. Pull 2 pieces of cotton off of the cotton ball.
7. Roll them into little balls keeping them equal in size.
8. Glue them on to your fish for their eyes.
9. Glue little black circles onto the cotton ball eyes for their eyeballs.
10. Make a small circle out of the yarn or pipe cleaner for the mouth and glue it on.
11. Repeat the process in the other color.



Take a photo of your completed artwork and send it along with your name to: connect@gradelevelreadingsuncoast.net



Name: _____



Color the fish to match their labels.